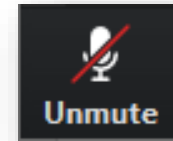
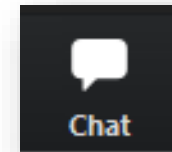


Zoom tips 😊

1 Please turn your microphone off when you aren't speaking.



2 Please share in chat your name, your Faculty/School, where is home, where are you now?



3 To ask a question, use Chat or turn on your microphone.

don't be shy
just say hi!





ACKNOWLEDGEMENT OF TRADITIONAL OWNERS

QUT acknowledges the Turrbal and Yugara, as the First Nations owners of the lands where QUT now stands. We pay respect to their Elders, lores, customs and creation spirits. We recognise that these lands have always been places of teaching, research and learning.

QUT acknowledges the important role Aboriginal and Torres Strait Islander people play within the QUT community.

AIRS 2

Advanced Information Research Skills

This workshop focuses on AIRS modules:

4. Comprehensive search
5. Search alerts
6. Cited search

Learning outcomes

To be able to:

1. search databases effectively using search techniques
2. create search alerts
3. use cited reference searching

Pre-Activity Discussion

1. Select two relevant [library databases](#) that are suitable for comprehensive searching
2. From your research question, develop a list of keywords and synonyms, for example:

Social networking sites	Social media	Social networks	Facebook	Twitter	Instagram
Culture	Behavior	Behaviour	Values	Beliefs	
Young adults	Youth	Teen	Adolescent		

The literature review

Requires an extensive search of the literature.

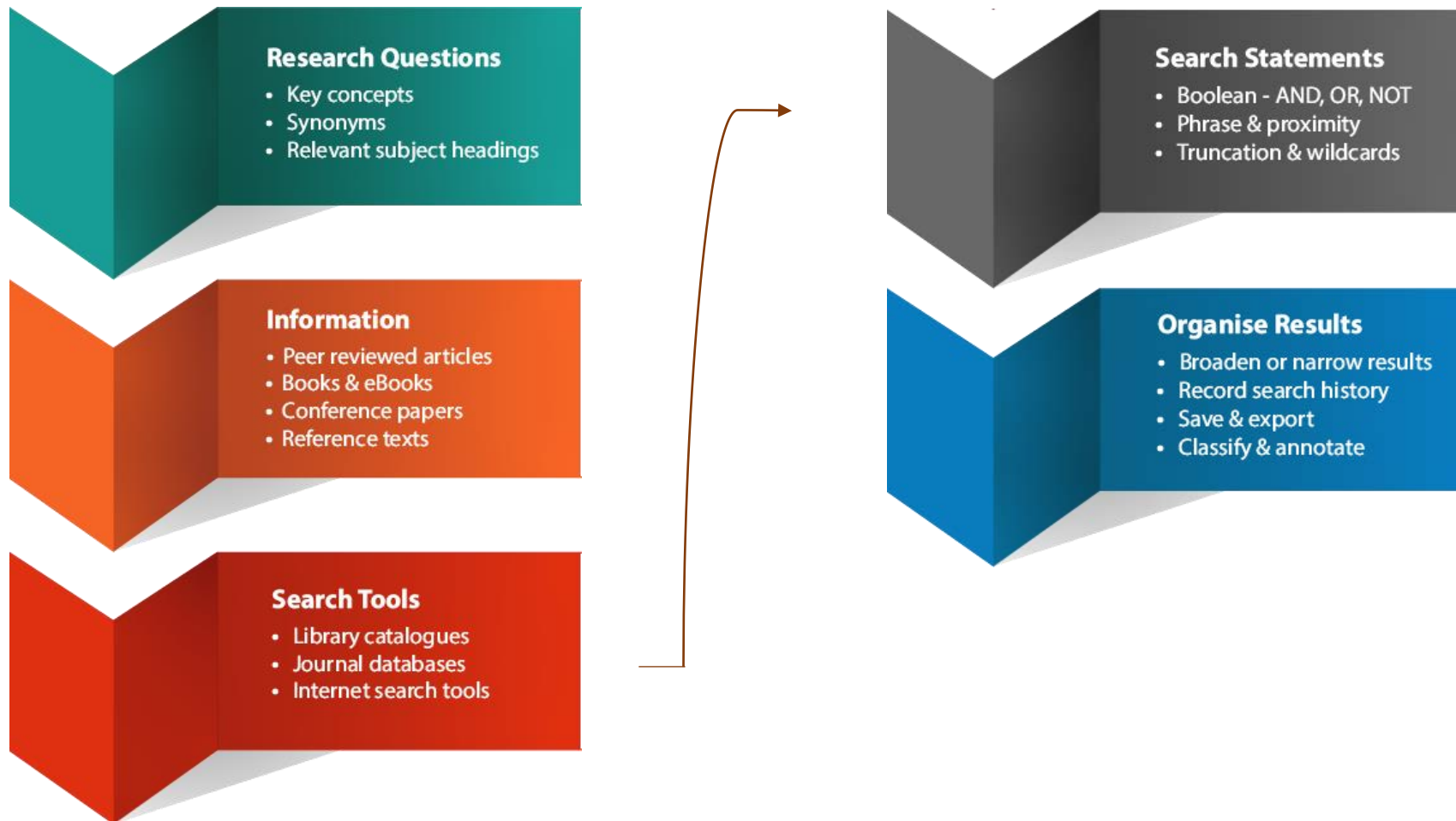
- Some searches will be precise, others will be broad
- Some look at the development of a field, some at a narrow question

You will create several, different searches within a range of different resources.

1. Preliminary searching
2. Browsing journals
3. Comprehensive searching
4. Cited reference searching
5. Sustaining – search alerts



The search process



What types of information will you need?

- Dictionaries
- eBooks
- Journals/Magazines
- Newspapers
- Conference Papers
- Multimedia
- Financial Data
- Evidence-based Research
- Statistics
- Geographic Information Systems
- Patents and Standards
- Legal Information
- Industry Reports

The screenshot shows the QUT Library website. At the top, there is a blue header with the QUT logo and the text 'Library a university for the real world'. Below the header, there are navigation links: 'Search and borrow', 'Databases and specialised search tools', and 'Databases'. The main heading is 'Databases'. Below this, there is an information icon and a note: 'By connecting to these resources you are agreeing to the conditions of use for Libra'. A dropdown menu is open, showing 'Limit by study area' with a downward arrow. The dropdown menu is titled 'Select a format' and lists various types of resources with their counts in parentheses. The list includes: Case citators (primary) (8), Case law (primary) (16), Case studies (12), Citation analysis and journal ranking tools (9), Classroom resources (7), Company information (12), Curriculum ebook collections (3), Dictionaries, encyclopedias and handbooks (25), Directories (7), Drug and natural medicine information (14), Evidence based information (filtered) (10), Financial analysis (18), Image collections (4), Industry reports and market research (18), Journal articles, papers and publications (112), Law reform reports and papers (4), Legal commentary (9), Legislation (primary) (17), Literature and reviews (2), Maps and satellite imagery (7), Medical and anatomical images (4), Newspapers and current affairs (6), Patents (3), Point-of-care clinical tools (7), Psychology tests and instruments (4), Research datasets (23), Research funding discovery (7), and Research methodology (2).

Database structure

Databases are:

a collection of **records**

with **fields**

that contain **data**

<input type="checkbox"/> Title:	<u>Student agency around climate action: A curriculum response</u>
Personal Author:	Holdsworth, Roger
Source:	<u>Ethos, Vol. 27, No. 3, Sep 2019: 9-14</u>
Journal Title:	<u>Ethos</u>
Volume:	27
Issue:	3
Pagination:	9-14
Peer Reviewed:	No
Article Indicator:	
Date of Publication:	Sep 2019
Publication Year:	2019
Document Type:	Journal Article
Subject(s):	<u>Climatic changes--Social aspects</u> ; <u>Student strikes</u> ; <u>Curriculum evaluation</u> ; <u>Teacher-student relationships</u> ; <u>Student participation in curriculum planning</u>
Abstract Indicator:	Yes
Abstract:	I want to ask bluntly: 'What would it take for students to know that they didn't need to strike from school in order to address climate change ?' I want to ask this of teachers - but even more importantly, I want to ask this of students and invite collaboration in transforming education.
Language:	English

Synonyms – planning your search

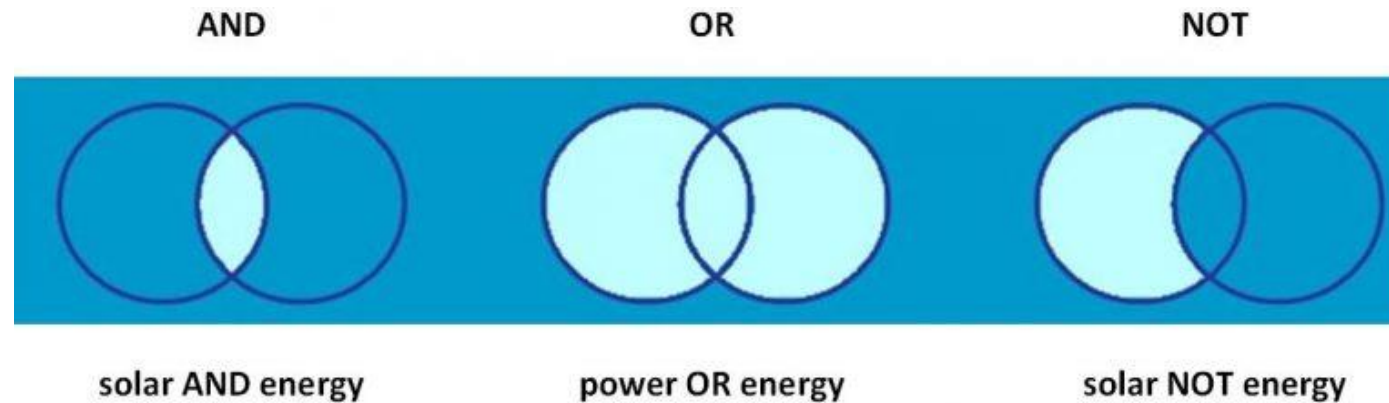
Before searching - Identify the **key concepts**

What are the relevant:

- synonyms
- broader, narrower & related terms
- subject headings

Social networking sites	Social media Social networks Facebook Twitter Instagram
Culture	Behavior Behaviour Values Beliefs
Young adults	Youth Teen Teenager Adolescent

Boolean searching



AND - finds all keywords. It narrows your search.

OR - finds either keyword. It broadens your search.


NOT - excludes a keyword. It narrows your search.



* Watch the Boolean operators video in module 4.1 Search Strategies on AIRS website > [4.1 Search strategies?](#)

[This Photo](#) by Unknown author is licensed under [CC BY](#).

Phrase and proximity searching


Search for a **phrase**:



"government policy" 

AND  

Or words **near** each other:

- nearby – 5 words apart (w/5, n5)
- in a sentence - 15 words apart
- in a paragraph - 50 words apart

government NEAR/10 policy 

AND  

Truncation, Wildcards & Nesting

Check the database HELP
as symbols vary

Truncation: behavi* = behaviour, behaviours, behaving

Wildcards: behavi?r - with an 'o' or an 'ou'

Nesting: Terms in parentheses are performed first:

("respiratory tract infection" OR bronchiolitis) AND management

Activity: Search techniques

- Boolean, phrase & proximity, truncation & wildcards – let's put a search together

Search techniques

Keyword searching finds your terms in fields & full text

	<input type="text" value="social media"/>		<input type="text" value="Anywhere"/>
AND	<input type="text" value="democracy"/>		<input type="text" value="Anywhere"/>
AND	<input type="text" value="Australia"/>		<input type="text" value="Anywhere"/>

Using specific fields

Works **by** Barack Obama...

Works **about** Barack Obama...

Using specific fields

Use the database's thesaurus to browse subjects. They vary in each database.

Search for terms within the **subject field**:

Title	A Rush to the Street as Protesters Worldwide See Democracies Backsliding
Author	Taub, Amanda; Fisher, Max
Publication title	The New York Times, International edition; New York
Publication year	2019
Subject	Cold War; Trends; Politics; Corruption; Presidents; Demonstrations & protests; Democracy; Extradition;

Database limiters

Use limiters/filters to further refine your results.

The screenshot displays the ProQuest search interface. At the top, the search bar contains the query: "social media" AND (youth or young or adolescen* or teen*). Below the search bar, it indicates 1,769 results. On the left side, there are several filter panels. The "Applied filters" panel is highlighted with a yellow circle and contains three filters: "Scholarly Journals", "Last 12 Months", and "social networks". The "Limit to" panel has a yellow checkmark next to the "Peer reviewed" checkbox. The "Source type" panel shows "Scholarly Journals" selected. The "Publication date" panel shows "Last 12 Months" selected. The main results area shows three search results, each with a preview of the abstract. The first result is titled "Social media choices and uses: comparing Turkish and American young-adults' social media activism" by Burke, Barbara Ruth; Sen, Ayse Fulya. The second result is "Youth and New Media Technologies in Africa: Content Analysis of Online Youth Participation in Nigeria's 2015 Election" by Bosah, Genevieve. The third result is "Young people and their engagement with health-related social media: new perspectives" by Goodyear, Victoria A; Armour, Kathleen M; Wood, Hannah. Each result includes the journal title, volume, issue, and date.

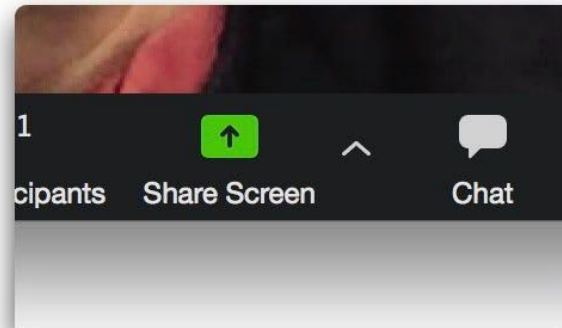
Activity: Searching databases (20 mins)

- Use two [Library databases](#) to search for a topic. Apply search techniques.

Boolean operators	"social media" AND youth facebook OR twitter
Nesting	("social media" OR "social networking") AND (culture OR behaviour)
Phrase searching	"social media"
Proximity searching	young N5 facebook
Truncation	behavi*
Wildcards	behavi?r
Field searching	Search within a specific field – e.g. Subject, Abstract etc.

How did you go?

- Please *Share Screen* if you'd like to share your search!



Activity: Set up an alert (10 mins)

Some databases can alert you to new:

- journal issues - table of contents (TOC)
- works by an author
- citations for a work
- articles that match a saved search



Scopus[®]

Google Alerts



ProQuest[®]
Start here.



LexisNexis™

informit[®]
FROM RMIT PUBLISHING

Select a [library database](#) and set up a search alert.

Traditional VS cited reference search

Traditional search



Cited reference search



© 2006 Thomson Corporation

Discover new authors who have cited relevant papers.

Determine an author's standing in the field.

Track research strands to current practice & identify gaps in the research.

Identify the research used to develop known work. Track back to the original research.

Cited reference searching

There are a number of citation databases - each indexes different journals and produces different results.

Some are better than others for certain disciplines.



WEB OF SCIENCE™



Activity: Cited reference searching (15mins)



- Find this article in Scopus and Google Scholar.
How many times has it been cited? View the citing articles.

Neale, T., Carter, R., Nelson, T., & Bourke, M. (2019). Walking together: A decolonising experiment in bushfire management on dja dja wurrung country. *Cultural Geographies*, 26(3), 341-359.
doi:10.1177/1474474018821419

Knowledge check!

Post-Activity

Your preparation for AIRS 3

- Consult modules 7.3 Coding the literature and 7.4 Keeping useful notes.
- Read the information on LATCH, literature grids and coding the literature. Think about the coding system and tool/s you will use to organise and store your literature.

Module 7

Further learning and help with searching

- To learn more about comprehensive searching, search alerts and cited reference searching, consult [AIRS modules 4, 5 & 6](#)
- If you would like assistance identifying relevant databases or searching the literature, please contact your [Liaison Librarian](#)